

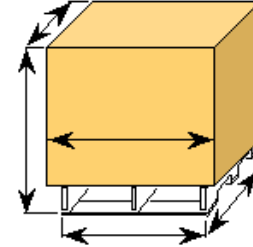
Pallet Rack Specification Sheet

End-User Ref	Telephone
Salesman	Fax
Store	Email
State	Date

Pallet & Load

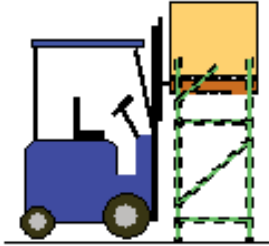
Height _____ Width _____ Depth _____

Weight _____ Same size Pallet and Load?
(circle one) Yes No Overhang _____



Loading Equipment

Does the customer have a lift truck? If not, how will loads be placed up into the racks?



Lift Capacity _____

Max Lift Height _____

Turning Circle _____



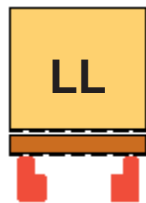
Building

Length _____ Width _____ Look for obstructions, walkways, and doors!

Clear Height _____ Look for obstructions! Look for sprinklers!

Seismic Zone? (Please give Zip Code) _____

Shelf Loading



Ledge Loading or Shelf Loading?
 (Please Circle)



Wire Deck?
 (Please Circle)

Yes No



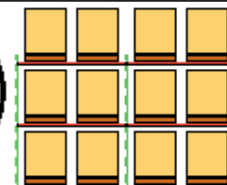

Layout

1) Number of shelves _____ Number of bays _____ Flue space _____

Number of rows _____ Back to back rows? _____

2) Number of shelves _____ Number of bays _____ Flue space _____

Number of rows _____ Back to back rows? _____



Please make a detailed sketch on a separate sheet.

